



4D SmarTech

VIRTUAL CLASSROOM TOOL "KLAS"

Outline

- Group members
- Virtual Classroom Overview
- Features
- Modules
- Current Status of the Project
- Summary

Group Members

- Mehmet Akif TAŞKIRMAZ
- Serhat MEŞE
- Abdullah ÖZTÜRK
- Fırat KIZILER



Virtual Classroom Overview

■ Properties

- Distance learning
- Multimedia facilities
- From trainer to multiple clients
- Network broadcasting
- Interaction with the students
- Preparation, online editing and offline replay of the courses

Features of KLAS

- High quality video
- Network overload is independent from the number of clients
- The application and the newsgroup works synchronously
- Modularity (an error does not crash the whole application)

Features of KLAS (cont.)

- Drawing properties of the multimediboard
- Synchronous data transfer to all clients
- User friendly interface

Modules of KLAS

- Course content
- Video
- Whiteboard
- Multimediaboard
- Chat
- Newsgroup

Course Content

The screenshot shows a software window titled "Instructor" with a blue title bar and standard Windows window controls. It features two tabs: "Courses" (selected) and "Students". The main area is divided into two columns. The left column contains an "Instructor" text field with the name "Onur Soysal" and a "Courses List" box containing a scrollable list of course titles: "Advanced Artificial Intelligence", "Advanced Cluster Computing", "Advanced Senior Project and Design", and "Advanced ...". The right column contains five buttons: "Start Course..." (with a red underline), "Add Course", "Edit Course", "Remove Course", and "Exit". Below these columns is a "Course Information" section with three text fields: "Course Name" (containing "Advanced Senior Project and Des"), "Course Code" (containing "5710592"), and "Course Capacity" (containing "100"). To the right of these fields is a "Course Files" list box containing a scrollable list of files: "Slide 1", "Slide 2", and "Slide 3". At the bottom of the window are five buttons: "Cancel", "Done", "Add File...", and "Remove File".

Instructor

Courses | Students

Instructor: Onur Soysal

Courses List

- Advanced Artificial Intelligence
- Advanced Cluster Computing
- Advanced Senior Project and Design
- Advanced ...

Start Course...

Add Course

Edit Course

Remove Course

Exit

Course Information

Course Name: Advanced Senior Project and Des

Course Code: 5710592

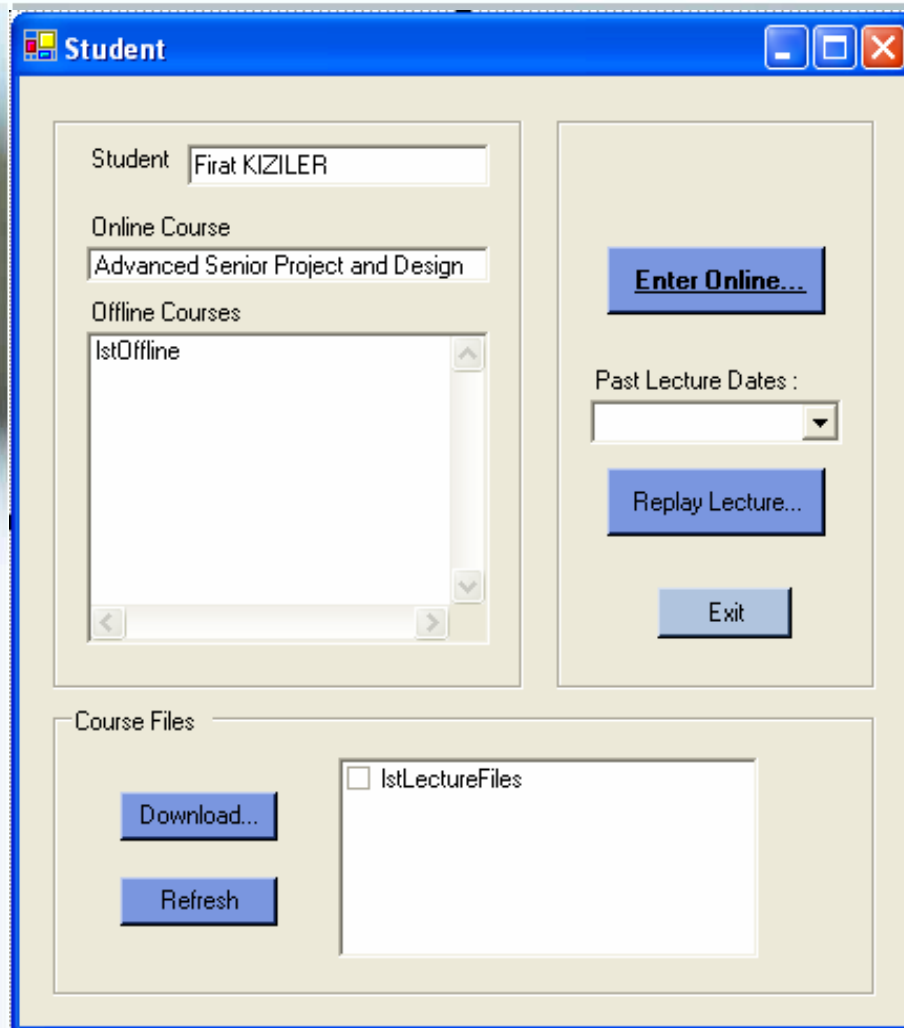
Course Capacity: 100

Course Files

- ☐ Slide 1
- ☐ Slide 2
- ☐ Slide 3

Cancel Done Add File... Remove File

Course Content



The screenshot shows a Windows-style application window titled "Student". It contains several input fields and buttons for course management.

Student

Online Course

Offline Courses

Enter Online...

Past Lecture Dates :

Replay Lecture...

Exit

Course Files

Download...

Refresh

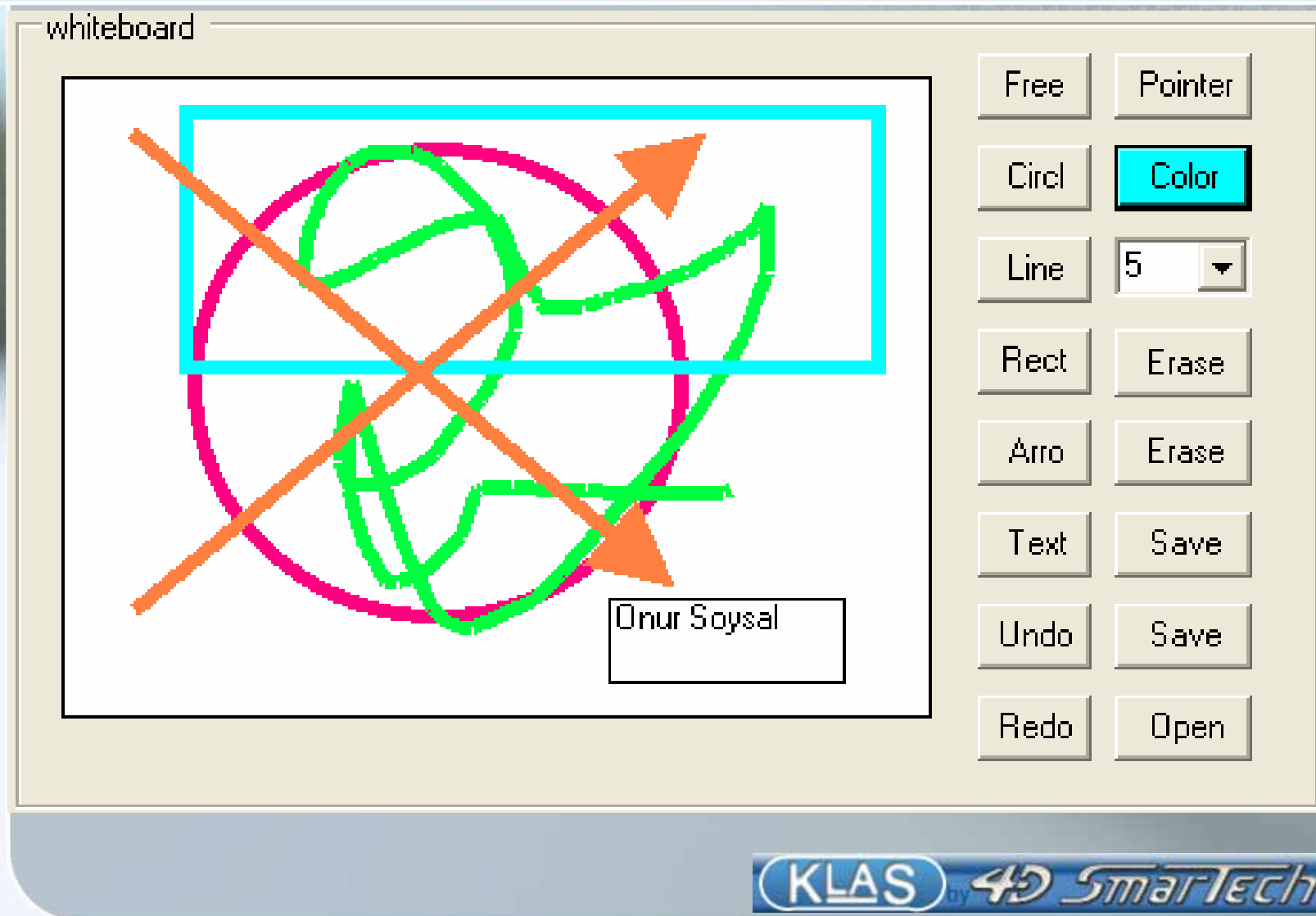
☐ IstLectureFiles

Video

Media Player

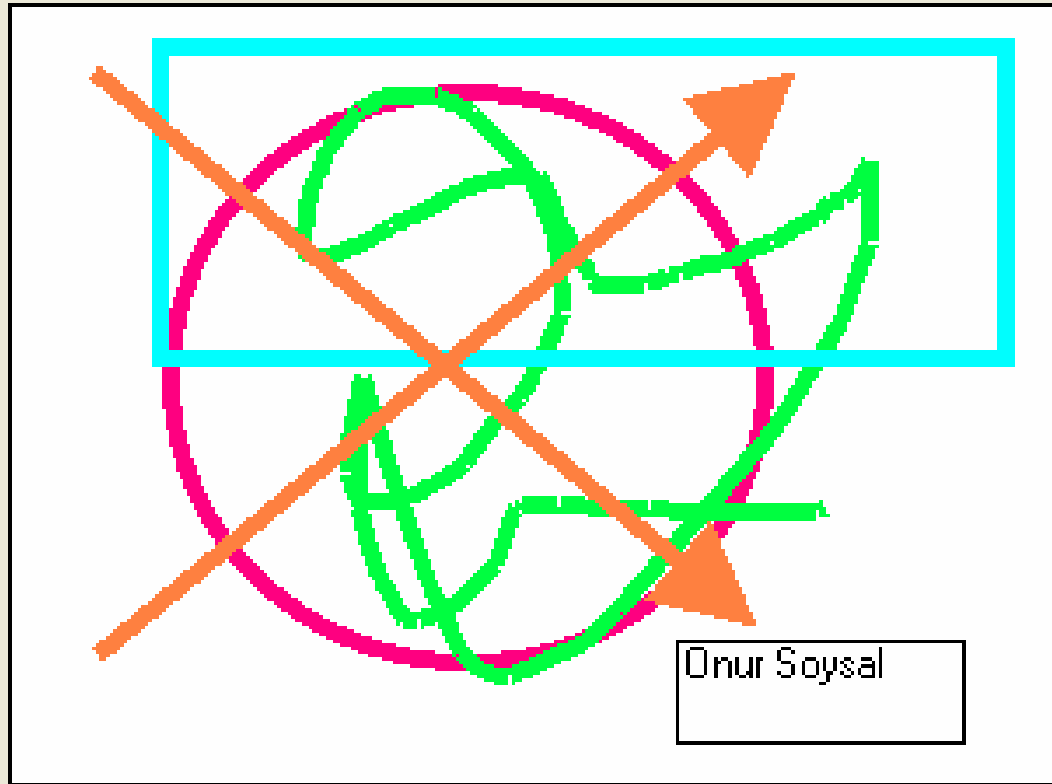


Whiteboard



Whiteboard

whiteboard

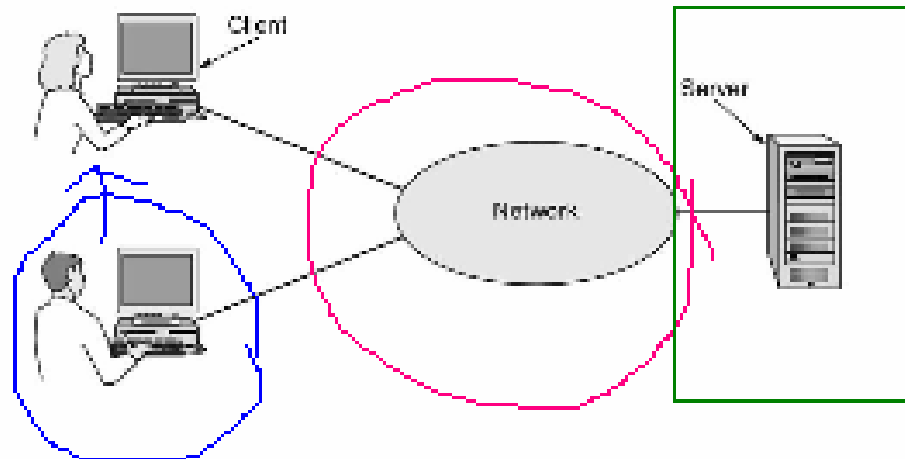


Onur Soysal

Multimediaboard

Multimedia

Business Applications of Networks



A network with two clients and one server.

Open

First

Next

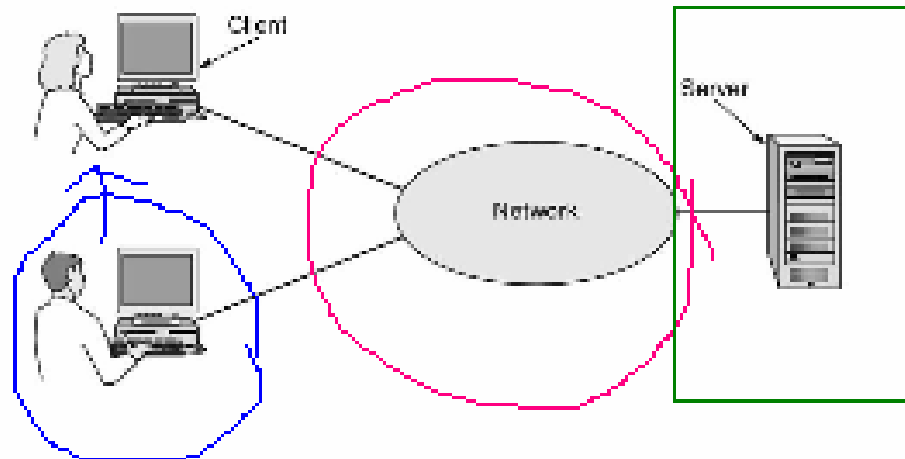
Previ

Clos

Multimediaboard

Multimedia

Business Applications of Networks



A network with two clients and one server.

Chat

Chat

hocam odevin teslim tarihini erteleseک olmaz mı

Send

serhat -> odevin son teslim tarihi ne zaman bilen var mı?

m.akif -> 2 haziran diye biliyorum

serhat -> biraz ertelense iyi olur

firat -> bence de

Newsgroup

- “tin” like
- Web based
- Works synchronously with the application



Current Status

- Course content (100%)
- Video (90%)
- Whiteboard (90%)
- Multimediaboard (90%)
- Chat (Public chat – 100%)

What's next?

- Newsgroup
- Help
- Chat (private)
- Documentation



Summary

- Virtual Classroom Overview
- Features
- Modules
- Current Status of the Project



Contact Info

- Web page:

<http://senior.ceng.metu.edu.tr/4dsmartech>

- E-Mail:

e125079@metu.edu.tr

Thanks for listening

Any questions?